

CHILD ABUSE AND NEGLECT **STATISTICS**

ADDENDUM: CHILD DEATHS AND NEAR DEATHS

State Fiscal Year 2010
July 2009 — June 2010



TABLE OF CONTENTS

Statistics-Introduction	3
Child Death Substantiations	
Child Deaths 2001-2010	4
Child Deaths by County	5
Child Death Categories	
Age of Child	6
Abuse and Neglect	6
Race	7
Gender	7
Cause of Death	8
Child Death Perpetrators	
Child Abuse by Relationship	9
Child Neglect by Relationship	9
Age	10
Child Near Death Substantiations	
Child Near Deaths 2004-2010	11
Child Near Deaths by County	12
Child Near Death Categories	
Age of Child	13
Abuse and Neglect	13
Race	14
Gender	14
Cause of Near Death	15
Child Near Death Perpetrators	
Child Abuse by Relationship	16
Child Neglect by Relationship	16
Age	17

STATISTICS — INTRODUCTION

This statistical document is an addendum to the State Fiscal Year 2010 Child Abuse and Neglect Statistics and pertains solely to child deaths and near deaths that were investigated and substantiated to be the result of child abuse or neglect by the person responsible for the child's care. The 38 child death and 31 near death victims in this document were previously included in the overall total of 7,248 children substantiated to be victims of abuse and neglect in state fiscal year 2010.

The Oklahoma Department of Human Services (OKDHS) is charged with the responsibility of promptly investigating all reports of child deaths and near deaths alleged to be the result of abuse or neglect by the person responsible for the child's care. Persons responsible for the care of children are parents, guardians, custodians, foster parents, any other adults living in the home of the child, and operators, owners, or employees of child care facilities or homes.

For purposes of this document, the definition of near death is when a child is admitted to a hospital in either serious or critical condition with injuries sustained from abuse or neglect by the person responsible for the child's care. OKDHS began publishing near death data in state fiscal year 2004.

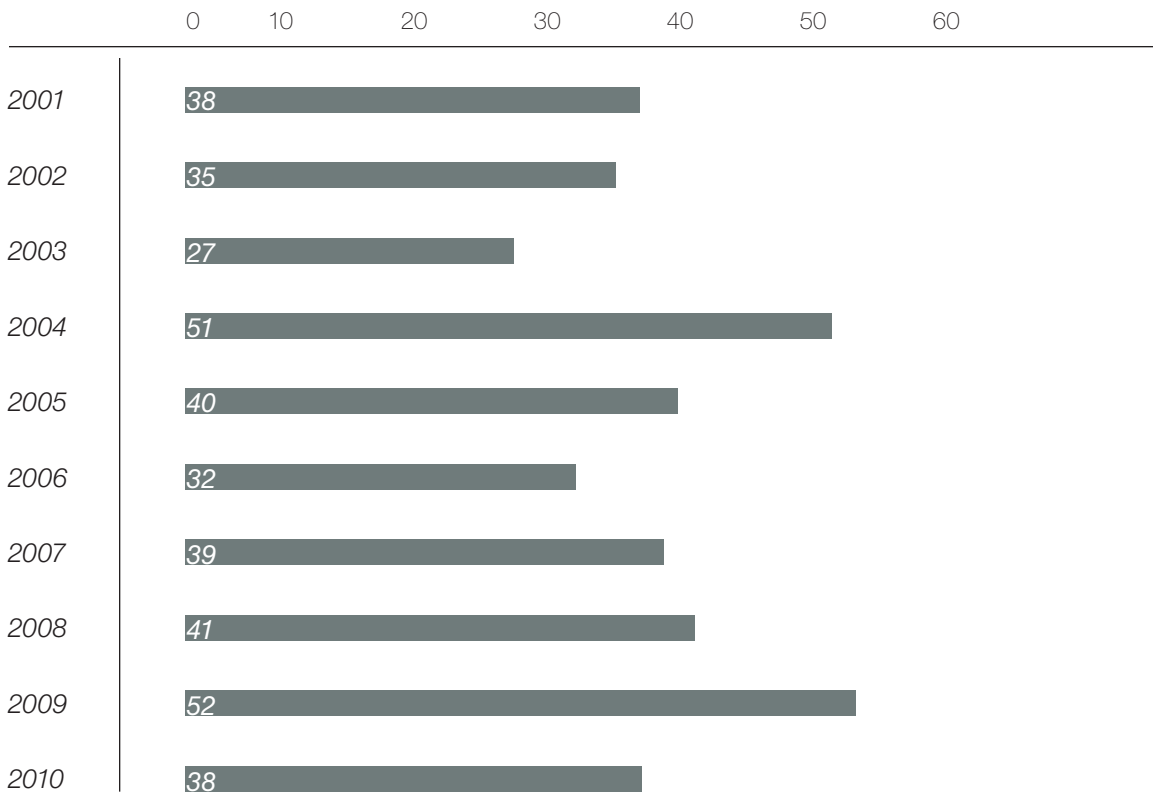
CHILD DEATH SUBSTANTIATIONS

In state fiscal year 2010, there were 38 child deaths substantiated to be the result of child abuse or neglect. The chart below details the number of deaths that have occurred each year since 2001.

SUBSTANTIATED CHILD ABUSE AND NEGLECT DEATHS BY YEAR

State Fiscal Years 2001 – 2010

Fiscal Year	Deaths	Fiscal Year	Deaths
2001	38	2006	32
2002	35	2007	39
2003	27	2008	41
2004	51	2009	52
2005	40	2010	38



Source: OKDHS Children and Family Services Division

CHILD DEATH SUBSTANTIATIONS

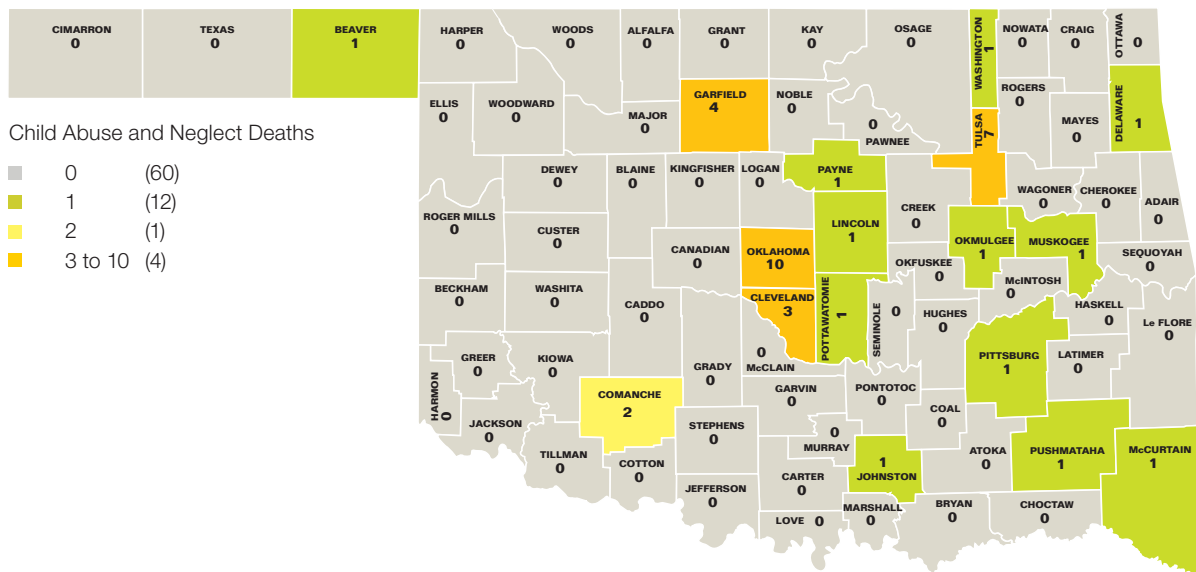
The map below details the substantiated child abuse and neglect deaths by county.

CHILD DEATH SUBSTANTIATIONS BY COUNTY

State Fiscal Year 2010

Total: 38

Adair	0	Cotton	0	Jackson	0	McIntosh	0	Rogers	0
Alfalfa	0	Craig	0	Jefferson	0	Murray	0	Roger Mills	0
Atoka	0	Creek	0	Johnston	1	Muskogee	1	Seminole	0
Beaver	1	Custer	0	Kay	0	Noble	0	Sequoyah	0
Beckham	0	Delaware	1	Kingfisher	0	Nowata	0	Stephens	0
Blaine	0	Dewey	0	Kiowa	0	Okfuskee	0	Texas	0
Bryan	0	Ellis	0	Latimer	0	Oklahoma	10	Tillman	0
Caddo	0	Garfield	4	LeFlore	0	Okmulgee	1	Tulsa	7
Canadian	0	Garvin	0	Lincoln	1	Osage	0	Wagoner	0
Carter	0	Grady	0	Logan	0	Ottawa	0	Washington	1
Cherokee	0	Grant	0	Love	0	Pawnee	0	Washita	0
Choctaw	0	Greer	0	Major	0	Payne	1	Woods	0
Cimarron	0	Harmon	0	Marshall	0	Pittsburg	1	Woodward	0
Cleveland	3	Harper	0	Mayes	0	Pontotoc	0		
Coal	0	Haskell	0	McClain	0	Pottawatomie	1		
Comanche	2	Hughes	0	McCurtain	1	Pushmataha	1	TOTAL	38



Source: OKDHS Children and Family Services Division

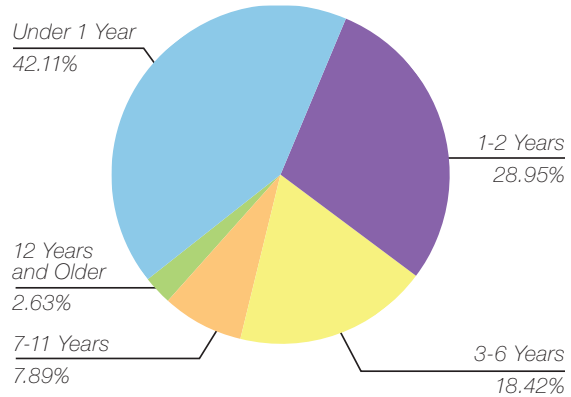
CHILD DEATH CATEGORIES

As shown on the chart below, children age two years and younger make up the majority of deaths by abuse and neglect.

SUBSTANTIATED DEATHS AS A RESULT OF CHILD ABUSE AND NEGLECT BY AGE OF CHILD

State Fiscal Year 2010

Age	Count	Percent
Under 1 Year	16	42.11%
1-2 Years	11	28.95%
3-6 Years	7	18.42%
7-11 Years	3	7.89%
12 Years and older	1	2.63%
TOTAL	38	100.00%



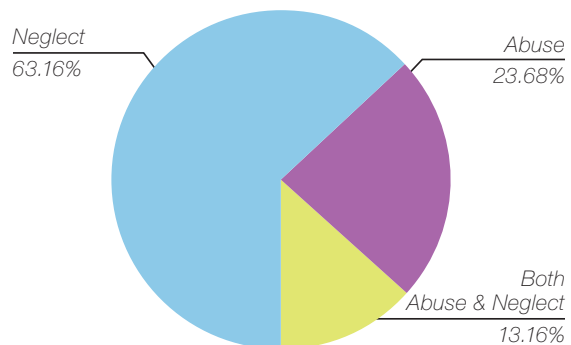
Source: OKDHS Children and Family Services Division

As shown in the chart below, neglect accounts for more deaths than those resulting either from abuse or both abuse and neglect.

SUBSTANTIATED DEATHS AS A RESULT OF CHILD ABUSE AND NEGLECT

State Fiscal Year 2010

Category	Count	Percent
Neglect	24	63.16%
Abuse	9	23.68%
Both Abuse and Neglect	5	13.16%
TOTAL	38	100.00%



Source: OKDHS Children and Family Services Division

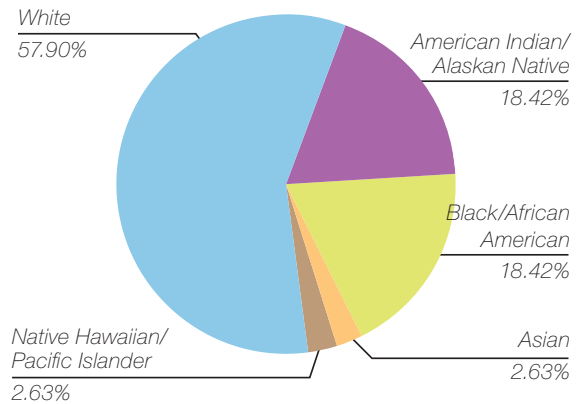
CHILD DEATH CATEGORIES

The race of the child victim in substantiated child abuse and neglect deaths is shown on the chart below.

SUBSTANTIATED DEATHS AS A RESULT OF CHILD ABUSE AND NEGLECT BY RACE OF CHILD VICTIM

State Fiscal Year 2010

Race	Count	Percent
White	22	57.90%
American Indian/Alaskan Native	7	18.42%
Black/African American	7	18.42%
Asian	1	2.63%
Native Hawaiian/Pacific Islander	1	2.63%
TOTAL	38	100.00%



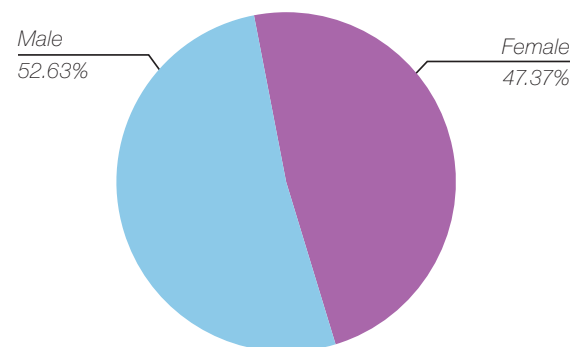
Source: OKDHS Children and Family Services Division

The gender of the child victim in substantiated child abuse and neglect deaths is shown on the chart below.

SUBSTANTIATED DEATHS AS A RESULT OF CHILD ABUSE AND NEGLECT BY GENDER OF CHILD VICTIM

State Fiscal Year 2010

Gender	Count	Percent
Male	20	52.63%
Female	18	47.37%
TOTAL	38	100.00%



Source: OKDHS Children and Family Services Division

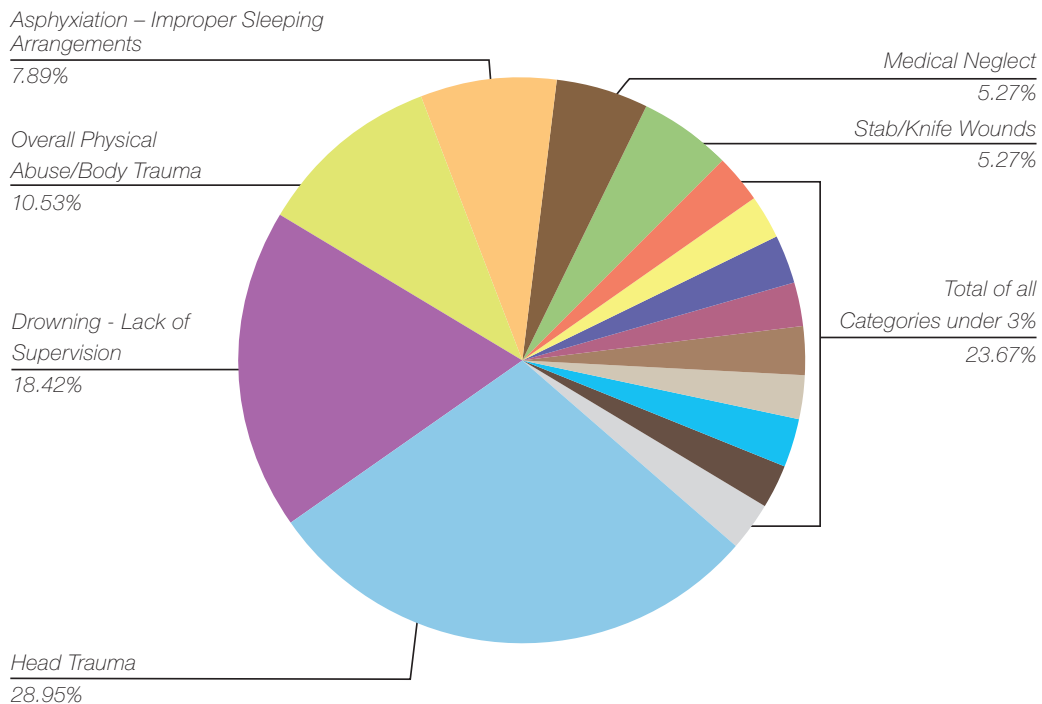
CHILD DEATH CATEGORIES

The cause of death of the child victim in substantiated child abuse and neglect deaths is shown on the chart below.

SUBSTANTIATED DEATHS AS A RESULT OF CHILD ABUSE AND NEGLECT BY CAUSE OF DEATH

State Fiscal Year 2010

Category	Count	Percent	Category	Count	Percent
Head Trauma	11	28.95%	Poisoning – Methamphetamine Exposure	1	2.63%
Drowning - Lack of Supervision	7	18.42%	Abdominal Trauma	1	2.63%
Overall Physical Abuse/Body Trauma	4	10.53%	Poisoning – Lack of Supervision	1	2.63%
Asphyxiation-Improper Sleeping Arrangements	3	7.89%	Smoke Inhalation – Lack of Supervision	1	2.63%
Medical Neglect	2	5.27%	Environmental Neglect	1	2.63%
Stab/Knife Wounds	2	5.27%	Drowning - Accident	1	2.63%
Intentional Asphyxiation	1	2.63%	Poisoning – Failure to Protect	1	2.63%
Hypothermia – Lack of Supervision	1	2.63%			
			TOTAL	38	100.00%



Source: OKDHS Children and Family Services Division

CHILD DEATH PERPETRATORS

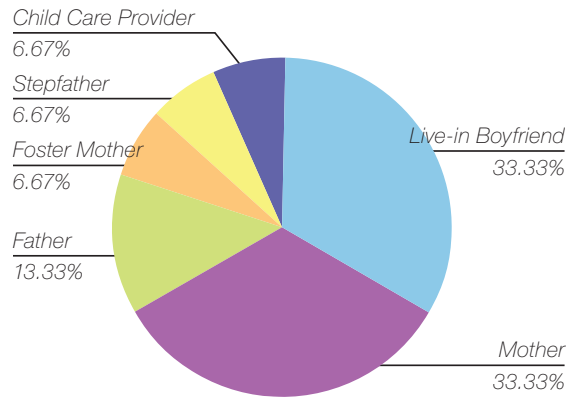
The relationship of the perpetrator to the child victim in substantiated child abuse deaths is shown on the chart below.

Note: In some incidents of substantiated child abuse, more than one perpetrator is identified so the chart reflects information on both primary and secondary perpetrators.

SUBSTANTIATED DEATHS AS A RESULT OF CHILD ABUSE BY PERPETRATOR

State Fiscal Year 2010

Race	Count	Percent
Live-in Boyfriend	5	33.33%
Mother	5	33.33%
Father	2	13.33%
Foster Mother	1	6.67%
Stepfather	1	6.67%
Child Care Provider	1	6.67%
TOTAL	15	100.00%



Source: OKDHS Children and Family Services Division

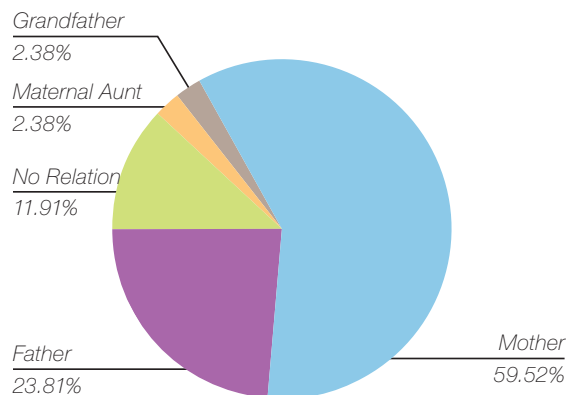
The relationship of the perpetrator to the child victim in substantiated child neglect deaths is shown on the chart below.

Note: In some incidents of substantiated child neglect, more than one perpetrator is identified so the chart reflects information on both primary and secondary perpetrators.

SUBSTANTIATED DEATHS AS A RESULT OF CHILD NEGLECT BY PERPETRATOR

State Fiscal Year 2010

Gender	Count	Percent
Mother	25	59.52%
Father	10	23.81%
No Relation	5	11.91%
Maternal Aunt	1	2.38%
Grandfather	1	2.38%
TOTAL	42	100.00%



Source: OKDHS Children and Family Services Division

CHILD DEATH PERPETRATORS

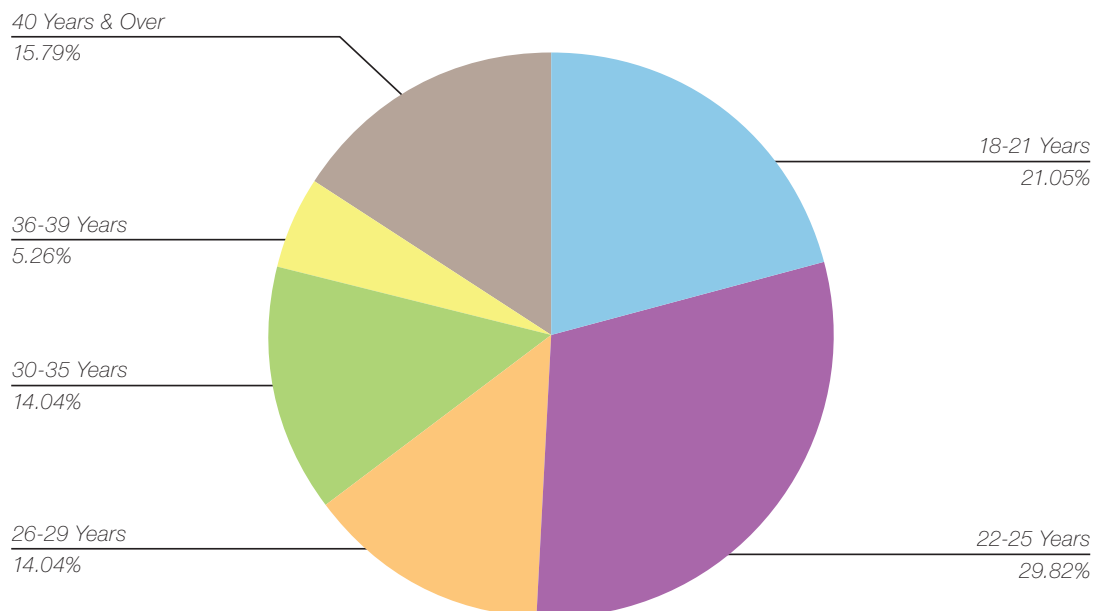
The age range of the perpetrators in substantiated child abuse and neglect deaths is shown on the chart below.

Note: In some incidents of substantiated child abuse and neglect, more than one perpetrator is identified so the chart reflects information on both primary and secondary perpetrators.

SUBSTANTIATED DEATHS AS A RESULT OF CHILD ABUSE AND NEGLECT BY AGE OF PERPETRATOR

State Fiscal Year 2010

Perpetrator	Count	Percent	Perpetrator	Count	Percent
Under 18 Years	0	0%	30-35 Years	8	14.04%
18-21 Years	12	21.05%	36-39 Years	3	5.26%
22-25 Years	17	29.82%	40 Years & Over	9	15.79%
26-29 Years	8	14.04%	TOTAL	57	100.00%



Source: OKDHS Children and Family Services Division

CHILD NEAR DEATH SUBSTANTIATIONS

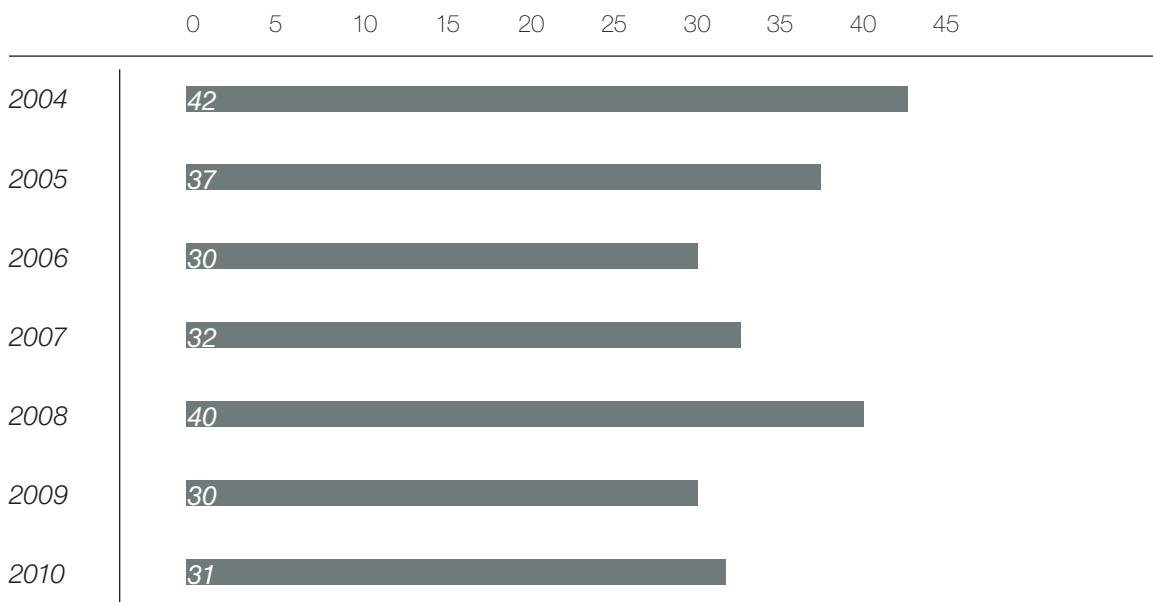
In state fiscal year 2010, there were 31 near deaths substantiated to be the result of child abuse or neglect.

The chart below details the number of near deaths that have occurred each year since 2004.

SUBSTANTIATED CHILD ABUSE AND NEGLECT NEAR DEATHS BY YEAR

State Fiscal Years 2004 – 2010

Fiscal Year	Near Deaths
2004	42
2005	37
2006	30
2007	32
2008	40
2009	30
2010	31



Source: OKDHS Children and Family Services Division

CHILD NEAR DEATH SUBSTANTIATIONS

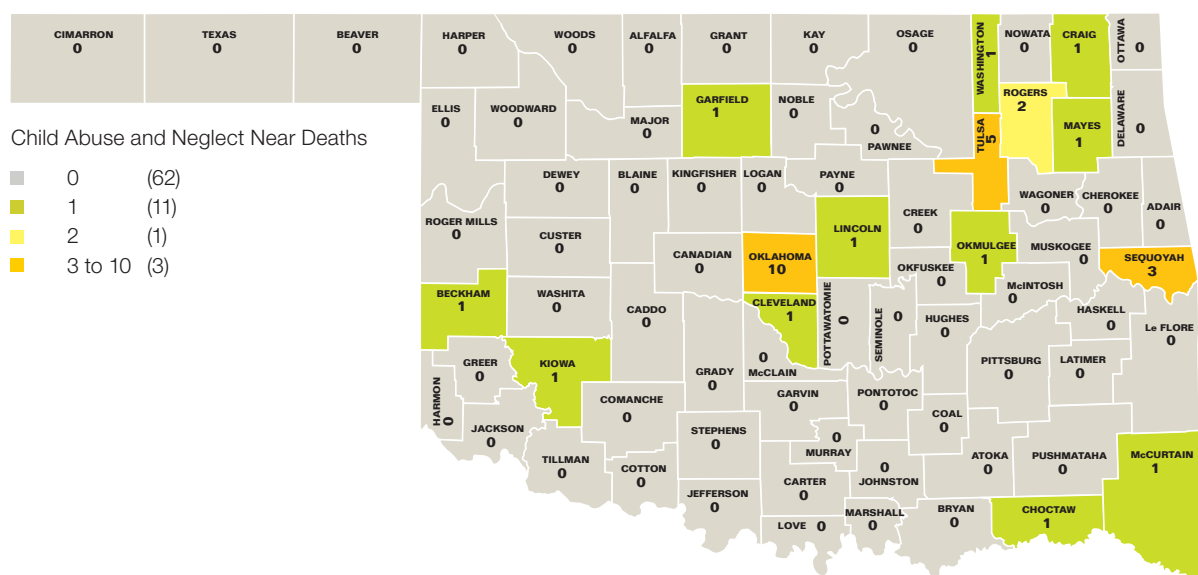
The map below details the substantiated child abuse and neglect near deaths by county.

SUBSTANTIATED CHILD ABUSE AND NEGLECT NEAR DEATHS BY COUNTY

State Fiscal Year 2010

Total: 31

Adair	0	Cotton	0	Jackson	0	McIntosh	0	Rogers	2
Alfalfa	0	Craig	1	Jefferson	0	Murray	0	Roger Mills	0
Atoka	0	Creek	0	Johnston	0	Muskogee	0	Seminole	0
Beaver	0	Custer	0	Kay	0	Noble	0	Sequoyah	3
Beckham	1	Delaware	0	Kingfisher	0	Nowata	0	Stephens	0
Blaine	0	Dewey	0	Kiowa	1	Okfuskee	0	Texas	0
Bryan	0	Ellis	0	Latimer	0	Oklahoma	10	Tillman	0
Caddo	0	Garfield	1	LeFlore	0	Okmulgee	1	Tulsa	5
Canadian	0	Garvin	0	Lincoln	1	Osage	0	Wagoner	0
Carter	0	Grady	0	Logan	0	Ottawa	0	Washington	1
Cherokee	0	Grant	0	Love	0	Pawnee	0	Washita	0
Choctaw	1	Greer	0	Major	0	Payne	0	Woods	0
Cimarron	0	Harmon	0	Marshall	0	Pittsburg	0	Woodward	0
Cleveland	1	Harper	0	Mayes	1	Pontotoc	0		
Coal	0	Haskell	0	McClain	0	Pottawatomie	0		
Comanche	0	Hughes	0	McCurtain	1	Pushmataha	0	TOTAL	31



Source: OKDHS Children and Family Services Division

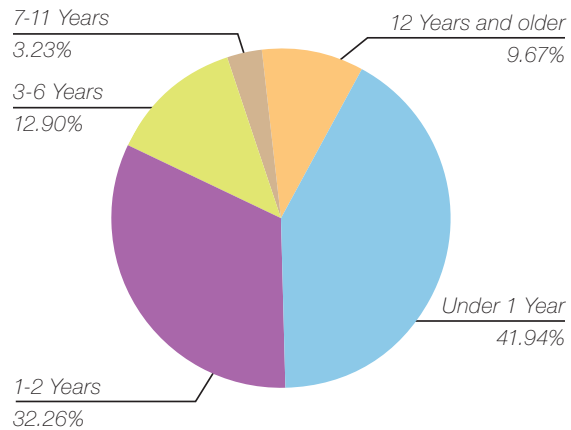
CHILD NEAR DEATH CATEGORIES

As indicated on the chart below, children age two years and younger make up the majority of near deaths by abuse and neglect.

SUBSTANTIATED NEAR DEATHS AS A RESULT OF CHILD ABUSE AND NEGLECT BY AGE OF CHILD

State Fiscal Year 2010

Age	Count	Percent
Under 1 Year	13	41.94%
1-2 Years	10	32.26%
3-6 Years	4	12.90%
7-11 Years	1	3.23%
12 Years and older	3	9.67%
TOTAL	31	100.00%



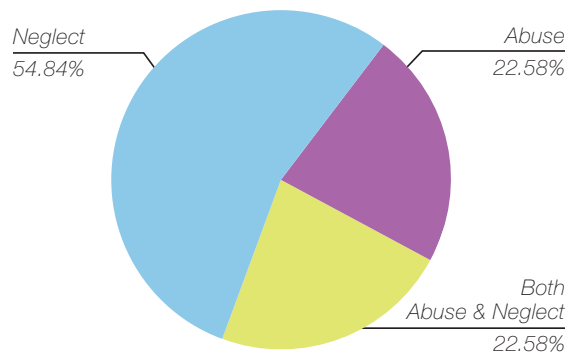
Source: OKDHS Children and Family Services Division

As shown in the chart below, neglect accounts for more deaths than those resulting from abuse and both abuse and neglect combined.

SUBSTANTIATED NEAR DEATHS AS A RESULT OF CHILD ABUSE AND NEGLECT

State Fiscal Year 2010

Category	Count	Percent
Neglect	17	54.84%
Abuse	7	22.58%
Both Abuse and Neglect	7	22.58%
TOTAL	31	100.00%



Source: OKDHS Children and Family Services Division

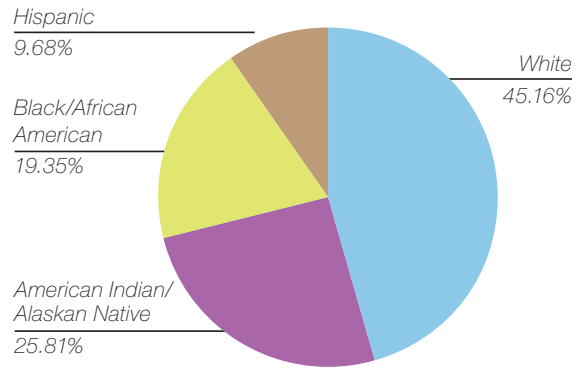
CHILD NEAR DEATH CATEGORIES

The race of the child victim in substantiated child abuse and neglect near deaths is shown on the chart below.

SUBSTANTIATED NEAR DEATHS AS A RESULT OF CHILD ABUSE AND NEGLECT BY RACE OF CHILD VICTIM

State Fiscal Year 2010

Race	Count	Percent
White	14	45.16%
American Indian/Alaskan Native	8	25.81%
Black/African American	6	19.35%
Hispanic	3	9.68%
Native Hawaiian/Pacific Islander	0	0.00%
TOTAL	31	100.00%



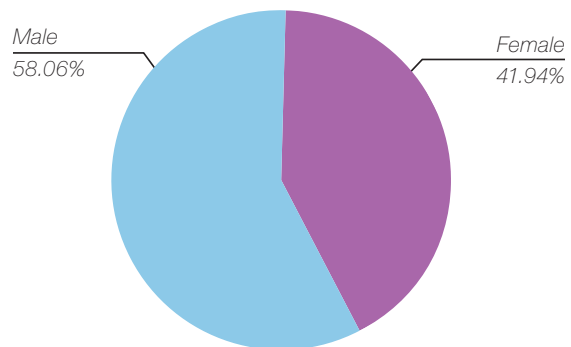
Source: OKDHS Children and Family Services Division

The gender of the child victim in substantiated child abuse and neglect near deaths is shown on the chart below.

SUBSTANTIATED NEAR DEATHS AS A RESULT OF CHILD ABUSE AND NEGLECT BY GENDER OF CHILD VICTIM

State Fiscal Year 2010

Gender	Count	Percent
Male	18	58.06%
Female	13	41.94%
TOTAL	31	100.00%



Source: OKDHS Children and Family Services Division

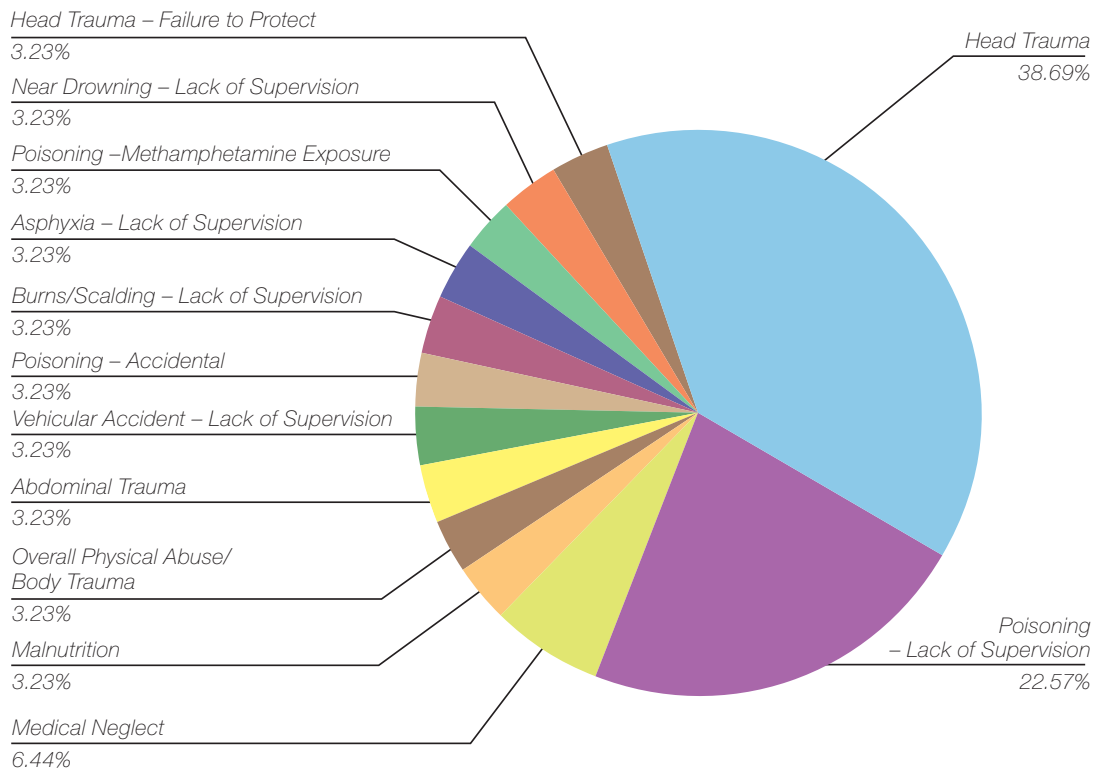
CHILD NEAR DEATH CATEGORIES

The cause of near death of the child victim in substantiated child abuse and neglect near deaths is shown on the chart below.

SUBSTANTIATED NEAR DEATHS AS A RESULT OF CHILD ABUSE AND NEGLECT BY CAUSE OF NEAR DEATH

State Fiscal Year 2010

Category	Count	Percent	Category	Count	Percent
Head Trauma	12	38.69%	Poisoning – Accidental	1	3.23%
Poisoning – Lack of Supervision	7	22.57%	Burns/Scalding – Lack of Supervision	1	3.23%
Medical Neglect	2	6.44%	Asphyxia – Lack of Supervision	1	3.23%
Malnutrition	1	3.23%	Poisoning – Methamphetamine Exposure	1	3.23%
Overall Physical Abuse/Body Trauma	1	3.23%	Near Drowning – Lack of Supervision	1	3.23%
Abdominal Trauma	1	3.23%	Head Trauma – Failure to Protect	1	3.23%
Vehicular Accident – Lack of Supervision	1	3.23%			
			TOTAL	31	100.00%



Source: OKDHS Children and Family Services Division

CHILD NEAR DEATH PERPETRATORS

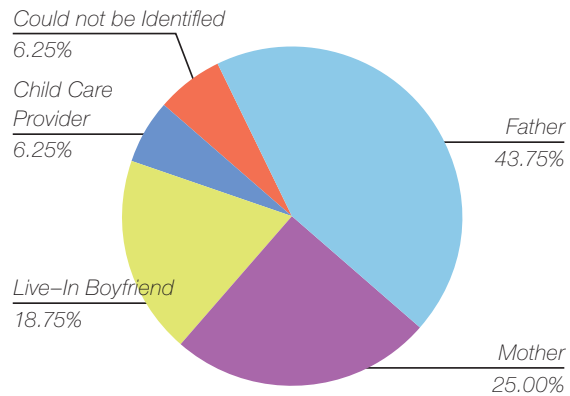
The relationship of the perpetrator to the child victim in substantiated child abuse near deaths is shown on the chart below.

Note: In some incidents of substantiated child abuse, more than one perpetrator is identified, so the chart reflects information on both primary and secondary perpetrators.

SUBSTANTIATED NEAR DEATHS AS A RESULT OF CHILD ABUSE BY PERPETRATOR

State Fiscal Year 2010

Race	Count	Percent
Father	7	43.75%
Mother	4	25.00%
Live-in Boyfriend	3	18.75%
Child Care Provider	1	6.25%
Could not be Identified	1	6.25%
TOTAL	16	100.00%



Source: OKDHS Children and Family Services Division

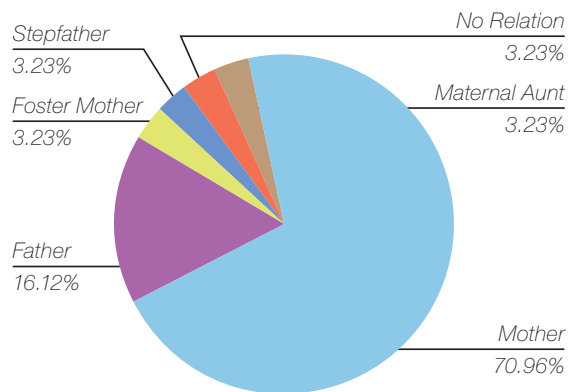
The relationship of the perpetrator to the child victim in substantiated child abuse near deaths is shown on the chart below.

Note: In some incidents of substantiated child abuse, more than one perpetrator is identified, so the chart reflects information on both primary and secondary perpetrators.

SUBSTANTIATED NEAR DEATHS AS A RESULT OF CHILD NEGLECT BY PERPETRATOR

State Fiscal Year 2010

Gender	Count	Percent
Mother	22	70.96%
Father	5	16.12%
Foster Mother	1	3.23%
Stepfather	1	3.23%
No Relation	1	3.23%
Maternal Aunt	1	3.23%
TOTAL	31	100.00%



Source: OKDHS Children and Family Services Division

CHILD NEAR DEATH PERPETRATORS

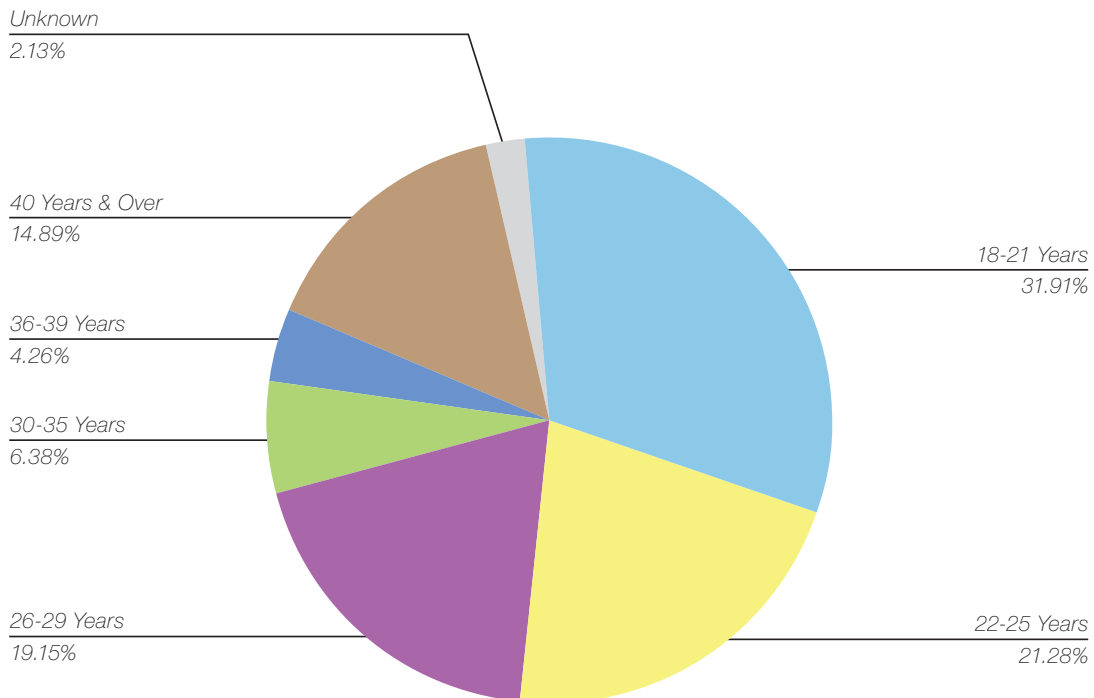
The age range of the perpetrators in substantiated child abuse and neglect near deaths is shown on the chart below.

Note: In some incidents of substantiated child abuse and neglect, more than one perpetrator is identified, so the chart reflects information on both primary and secondary perpetrators.

SUBSTANTIATED NEAR DEATHS AS A RESULT OF CHILD ABUSE AND NEGLECT BY AGE OF PERPETRATOR

State Fiscal Year 2010

Perpetrator	Count	Percent	Perpetrator	Count	Percent
Under 18 Years	0	0.00%	30-35 Years	3	6.38%
18-21 Years	15	31.91%	36-39 Years	2	4.26%
22-25 Years	10	21.28%	40 Years & Over	7	14.89%
26-29 Years	9	19.15%	Unknown	1	2.13%
			TOTAL	47	100.00%



Source: OKDHS Children and Family Services Division

Produced by the Office of Planning, Research and Statistics
and Children and Family Services Division in collaboration
with OKDHS Design Services



S12059 OKDHS Issued 08/2012

This publication is authorized by the Oklahoma Commission for Human Services in accordance with state and federal regulations and printed by the Oklahoma Department of Human Services at a cost of \$50.00 for 50 copies. Copies have been deposited with the Publications Clearinghouse of the Oklahoma Department of Libraries.



OKLAHOMA DEPARTMENT OF HUMAN SERVICES