

CHILD ABUSE AND NEGLECT  
**STATISTICS**

**ADDENDUM:**  
**CHILD DEATHS AND NEAR DEATHS**

*State Fiscal Year 2009*  
July 2008 — June 2009



OKLAHOMA DEPARTMENT OF HUMAN SERVICES



# TABLE OF CONTENTS

<b>Statistics-Introduction</b> .....	3
<b>Child Death Substantiations</b>	
Child Deaths 2000-2009 .....	4
Child Deaths by County .....	5
<b>Child Death Categories</b>	
Age of Child .....	6
Abuse and Neglect .....	6
Race .....	7
Gender .....	7
Cause of Death .....	8
<b>Child Death Perpetrators</b>	
Child Abuse by Relationship .....	9
Child Neglect by Relationship .....	10
Child Abuse and Neglect by Relationship .....	11
Age .....	12
<b>Child Near Death Substantiations</b>	
Child Near Deaths 2004-2009 .....	13
Child Near Deaths by County .....	14
<b>Child Near Death Categories</b>	
Age of Child .....	15
Abuse and Neglect .....	15
Race .....	16
Gender .....	16
Cause of Near Death .....	17
<b>Child Near Death Perpetrators</b>	
Child Abuse by Relationship .....	18
Child Neglect by Relationship .....	19
Child Abuse and Neglect by Relationship .....	20
Age .....	21

# ***STATISTICS — INTRODUCTION***

This statistical document is an addendum to the State Fiscal Year 2009 Child Abuse and Neglect Statistics and pertains solely to child deaths and near deaths that were investigated and substantiated to be the result of child abuse or neglect by the person responsible for the child's care. The 52 child death and 30 near death victims in this document were previously included in the overall total of 8,605 children substantiated to be victims of abuse and neglect in state fiscal year 2009.

The Oklahoma Department of Human Services (OKDHS) is charged with the responsibility of promptly investigating all reports of child deaths and near deaths alleged to be the result of abuse or neglect by the person responsible for the child's care. Persons responsible for the care of children are parents, guardians, custodians, foster parents, any other adults living in the home of the child, and operators, owners, or employees of child care facilities or homes.

For purposes of this document, the definition of near death is when a child is admitted to a hospital in either serious or critical condition with injuries sustained from abuse or neglect by the person responsible for the child's care. OKDHS began publishing near death data in state fiscal year 2004.

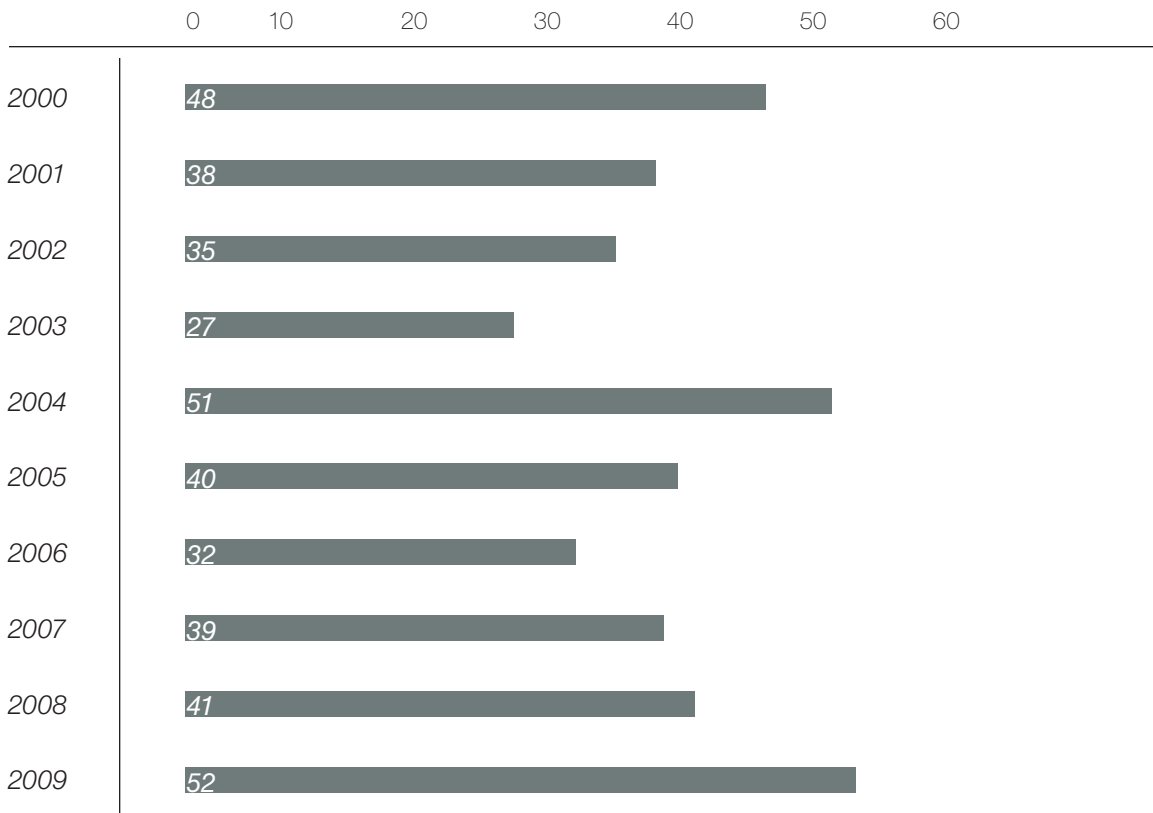
# CHILD DEATH SUBSTANTIATIONS

In state fiscal year 2009, there were 52 child deaths substantiated to be the result of child abuse or neglect. The chart below details the number of deaths that have occurred each year since 2000.

## SUBSTANTIATED CHILD ABUSE AND NEGLECT DEATHS BY YEAR

State Fiscal Years 2000 – 2009

Fiscal Year	Deaths	Fiscal Year	Deaths
2000	48	2005	40
2001	38	2006	32
2002	35	2007	39
2003	27	2008	41
2004	51	2009	52



Source: OKDHS Children and Family Services Division

# CHILD DEATH SUBSTANTIATIONS

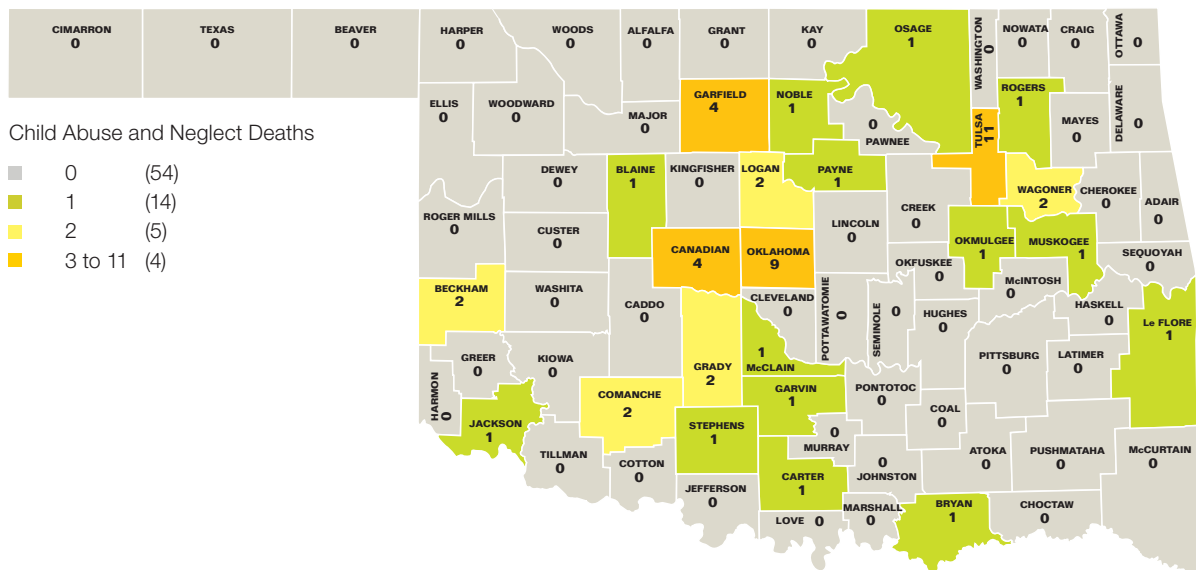
The map below details the substantiated child abuse and neglect deaths by county.

## CHILD DEATH SUBSTANTIATIONS BY COUNTY

State Fiscal Year 2009

Total: 52

Adair	0	Cotton	0	Jackson	1	McIntosh	0	Rogers	1
Alfalfa	0	Craig	0	Jefferson	0	Murray	0	Roger Mills	0
Atoka	0	Creek	0	Johnston	0	Muskogee	1	Seminole	0
Beaver	0	Custer	0	Kay	0	Noble	1	Sequoyah	0
Beckham	2	Delaware	0	Kingfisher	0	Nowata	0	Stephens	1
Blaine	1	Dewey	0	Kiowa	0	Okfuskee	0	Texas	0
Bryan	1	Ellis	0	Latimer	0	Oklahoma	9	Tillman	0
Caddo	0	Garfield	4	LeFlore	1	Okmulgee	1	Tulsa	11
Canadian	4	Garvin	1	Lincoln	0	Osage	1	Wagoner	2
Carter	1	Grady	2	Logan	2	Ottawa	0	Washington	0
Cherokee	0	Grant	0	Love	0	Pawnee	0	Washita	0
Choctaw	0	Greer	0	Major	0	Payne	1	Woods	0
Cimarron	0	Harmon	0	Marshall	0	Pittsburg	0	Woodward	0
Cleveland	0	Harper	0	Mayes	0	Pontotoc	0		
Coal	0	Haskell	0	McClain	1	Pottawatomie	0		
Comanche	2	Hughes	0	McCurtain	0	Pushmataha	0	<b>TOTAL</b>	<b>52</b>



Source: OKDHS Children and Family Services Division

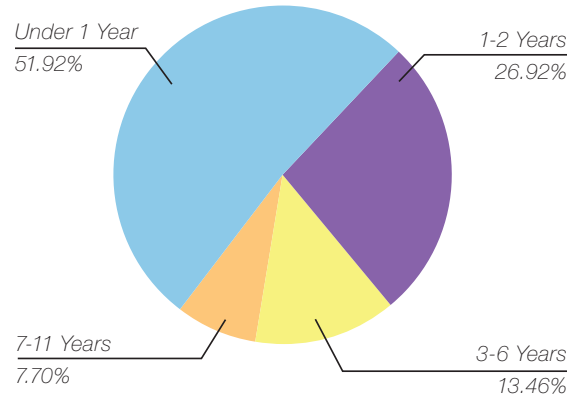
# CHILD DEATH CATEGORIES

As shown on the chart below, children age two years and younger make up the majority of deaths by abuse and neglect.

## SUBSTANTIATED DEATHS AS A RESULT OF CHILD ABUSE AND NEGLECT BY AGE OF CHILD

State Fiscal Year 2009

Age	Count	Percent
Under 1 Year	27	51.92%
1-2 Years	14	26.92%
3-6 Years	7	13.46%
7-11 Years	4	7.70%
12 Years and older	0	0.00%
<b>TOTAL</b>	<b>52</b>	<b>100.00%</b>



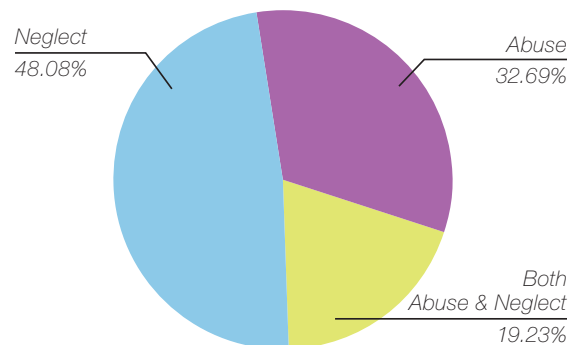
Source: OKDHS Children and Family Services Division

As shown in the chart below, neglect accounts for more deaths than those resulting either from abuse or both abuse and neglect.

## SUBSTANTIATED DEATHS AS A RESULT OF CHILD ABUSE AND NEGLECT

State Fiscal Year 2009

Category	Count	Percent
Neglect	25	48.08%
Abuse	17	32.69%
Both Abuse and Neglect	10	19.23%
<b>TOTAL</b>	<b>52</b>	<b>100.00%</b>



Source: OKDHS Children and Family Services Division

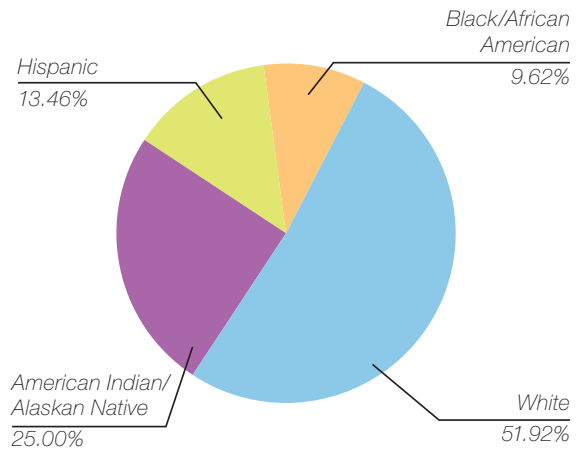
# CHILD DEATH CATEGORIES

The race of the child victim in substantiated child abuse and neglect deaths is shown on the chart below.

## SUBSTANTIATED DEATHS AS A RESULT OF CHILD ABUSE AND NEGLECT BY RACE OF CHILD VICTIM

State Fiscal Year 2009

Race	Count	Percent
White	27	51.92%
American Indian/Alaskan Native	13	25.00%
Hispanic	7	13.46%
Black/African American	5	9.62%
Native Hawaiian/Pacific Islander	0	0.00%
<b>TOTAL</b>	<b>52</b>	<b>100.00%</b>



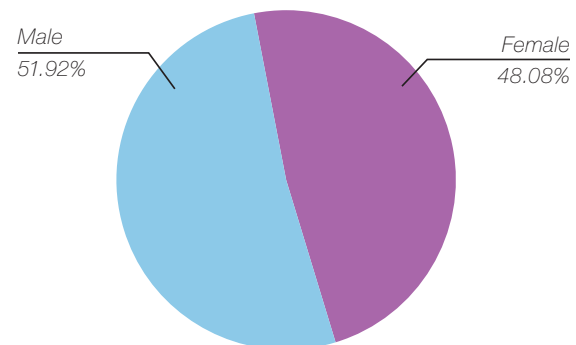
Source: OKDHS Children and Family Services Division

The gender of the child victim in substantiated child abuse and neglect deaths is shown on the chart below.

## SUBSTANTIATED DEATHS AS A RESULT OF CHILD ABUSE AND NEGLECT BY GENDER OF CHILD VICTIM

State Fiscal Year 2009

Gender	Count	Percent
Male	27	51.92%
Female	25	48.08%
<b>TOTAL</b>	<b>52</b>	<b>100.00%</b>



Source: OKDHS Children and Family Services Division

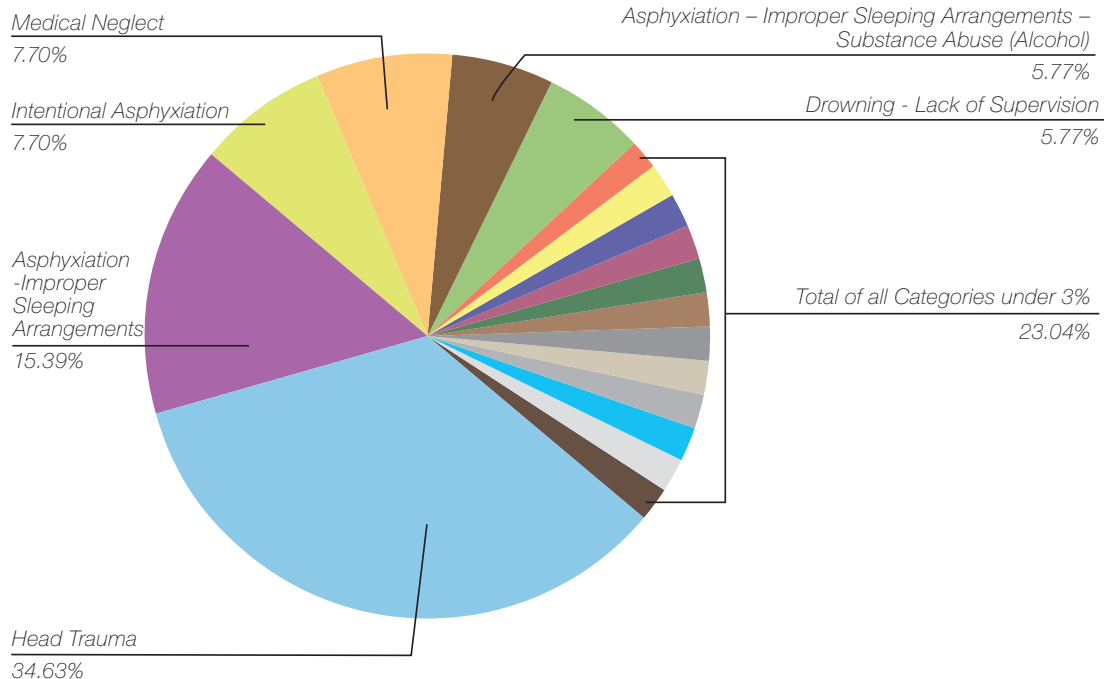
# CHILD DEATH CATEGORIES

The cause of death of the child victim in substantiated child abuse and neglect deaths is shown on the chart below.

## SUBSTANTIATED DEATHS AS A RESULT OF CHILD ABUSE AND NEGLECT BY CAUSE OF DEATH

State Fiscal Year 2009

Category	Count	Percent	Category	Count	Percent
Head Trauma	18	34.63%	Asphyxiation – Positional	1	1.92%
Asphyxiation - Improper Sleeping Arrangements	8	15.39%	Overall Physical Abuse /Body Trauma	1	1.92%
Medical Neglect	4	7.70%	Poisoning – Lack of Supervision	1	1.92%
Intentional Asphyxiation	4	7.70%	Smoke Inhalation – Lack of Supervision	1	1.92%
Asphyxiation – Improper Sleeping Arrangements – Substance Abuse (Alcohol)	3	5.77%	Environmental Neglect	1	1.92%
Drowning - Lack of Supervision	3	5.77%	Mauled by Dog – Lack of Supervision	1	1.92%
Gunshot Wound Homicide	1	1.92%	Drowning – Intentional	1	1.92%
Gunshot Wound – Lack of Supervision	1	1.92%	Vehicular Accident – Lack of Supervision	1	1.92%
Abdominal Trauma	1	1.92%			
Accidental Head Trauma – Lack of Supervision	1	1.92%			
			<b>TOTAL</b>	<b>52</b>	<b>100.00%</b>



Source: OKDHS Children and Family Services Division

# CHILD DEATH PERPETRATORS

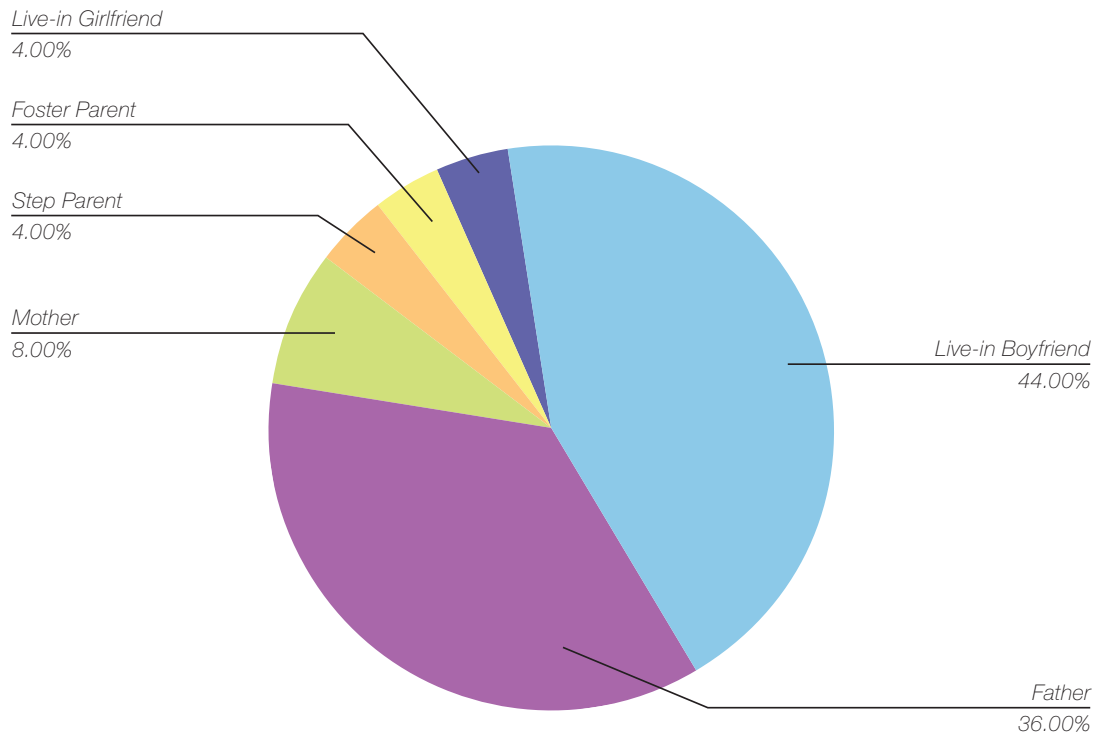
The relationship of the perpetrator to the child victim in substantiated child abuse deaths is shown on the chart below.

*Note: In some incidents of substantiated child abuse, more than one perpetrator is identified so the chart reflects information on both primary and secondary perpetrators.*

## SUBSTANTIATED DEATHS AS A RESULT OF CHILD ABUSE BY PERPETRATOR

State Fiscal Year 2009

Perpetrator	Count	Percent	Perpetrator	Count	Percent
Live-in Boyfriend	11	44.00%	Step Parent	1	4.00%
Father	9	36.00%	Live-in Girlfriend	1	4.00%
Mother	2	8.00%	Foster Parent	1	4.00%
			<b>TOTAL</b>	<b>25</b>	<b>100.00%</b>



Source: OKDHS Children and Family Services Division

# CHILD DEATH PERPETRATORS

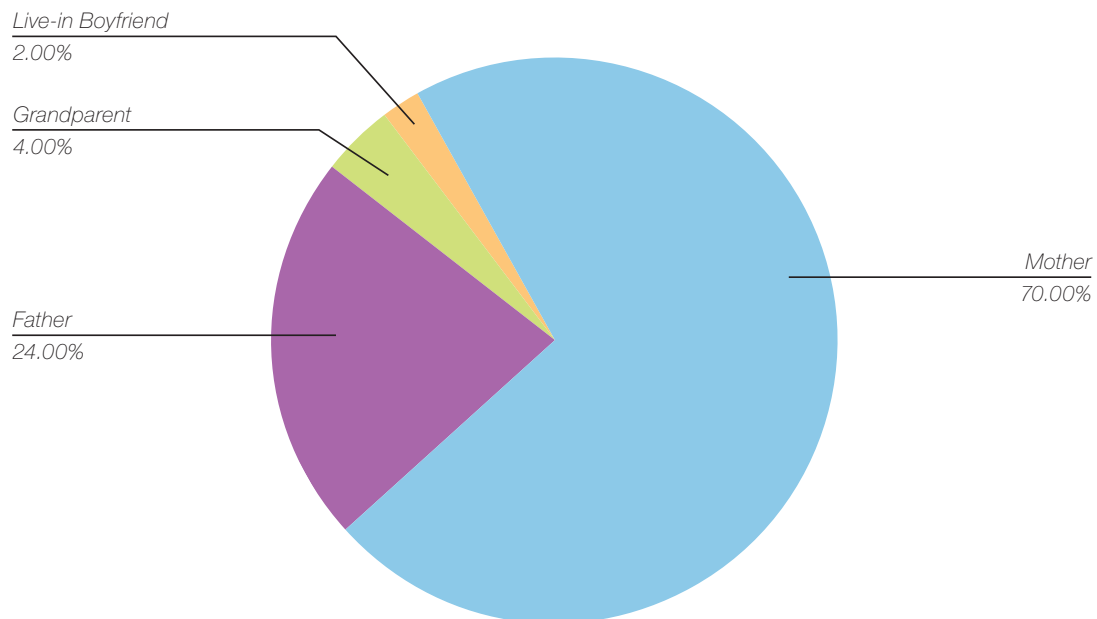
The relationship of the perpetrator to the child victim in substantiated child neglect deaths is shown on the chart below.

*Note: In some incidents of substantiated child neglect, more than one perpetrator is identified so the chart reflects information on both primary and secondary perpetrators.*

## SUBSTANTIATED DEATHS AS A RESULT OF CHILD NEGLECT BY PERPETRATOR

State Fiscal Year 2009

Perpetrator	Count	Percent	Perpetrator	Count	Percent
Mother	35	70.00%	Grandparent	2	4.00%
Father	12	24.00%	Live-in Boyfriend	1	2.00%
			<b>TOTAL</b>	<b>50</b>	<b>100.00%</b>



Source: OKDHS Children and Family Services Division

# CHILD DEATH PERPETRATORS

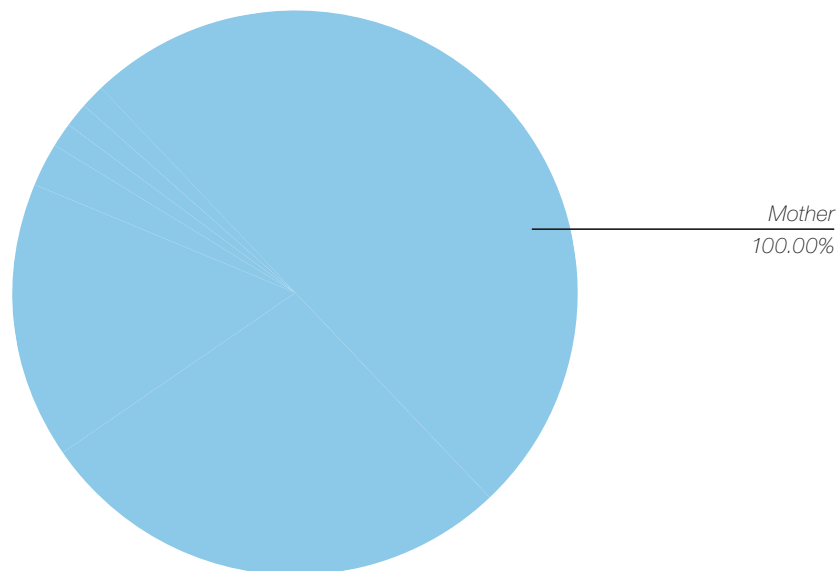
The relationship of the perpetrator to the child victim in substantiated child abuse and neglect deaths is shown on the chart below.

*Note: In some incidents of substantiated child abuse and neglect, more than one perpetrator is identified so the chart reflects information on both primary and secondary perpetrators.*

## SUBSTANTIATED DEATHS AS A RESULT OF CHILD ABUSE AND NEGLECT BY PERPETRATOR

*State Fiscal Year 2009*

Perpetrator	Count	Percent	Perpetrator	Count	Percent
Mother	1	100.00%			
			<b>TOTAL</b>	<b>1</b>	<b>100.00%</b>



Source: OKDHS Children and Family Services Division

# CHILD DEATH PERPETRATORS

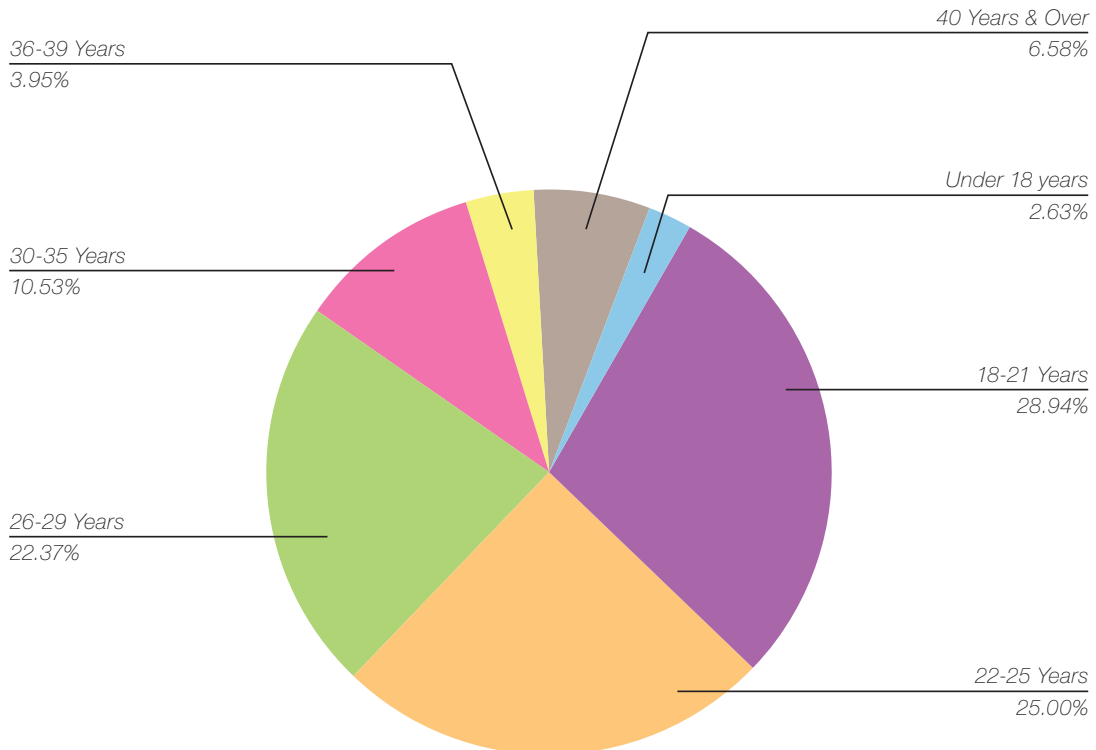
The age range of the perpetrators in substantiated child abuse and neglect deaths is shown on the chart below.

*Note: In some incidents of substantiated child abuse and neglect, more than one perpetrator is identified so the chart reflects information on both primary and secondary perpetrators.*

## SUBSTANTIATED DEATHS AS A RESULT OF CHILD ABUSE AND NEGLECT BY AGE OF PERPETRATOR

State Fiscal Year 2009

Perpetrator	Count	Percent	Perpetrator	Count	Percent
Under 18 Years	2	2.63%	30-35 Years	8	10.53%
18-21 Years	22	28.94%	36-39 Years	3	3.95%
22-25 Years	19	25.00%	40 Years & Over	5	6.58%
26-29 Years	17	22.37%	<b>TOTAL</b>	<b>76</b>	<b>100.00%</b>



Source: OKDHS Children and Family Services Division

# CHILD NEAR DEATH SUBSTANTIATIONS

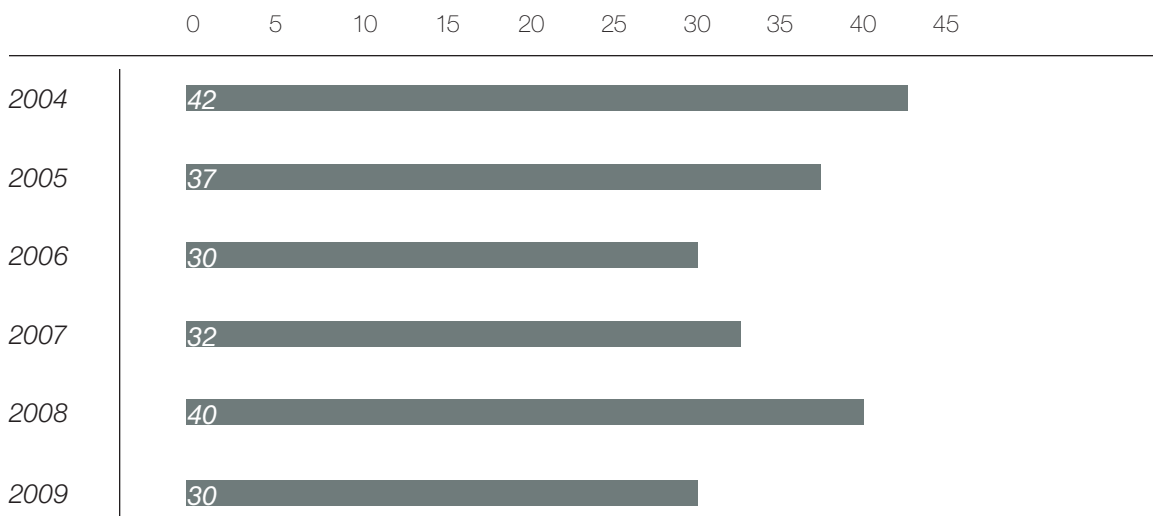
In state fiscal year 2009, there were 30 near deaths substantiated to be the result of child abuse or neglect.

The chart below details the number of near deaths that have occurred each year since 2004.

## SUBSTANTIATED CHILD ABUSE AND NEGLECT NEAR DEATHS BY YEAR

State Fiscal Years 2004 – 2009

Fiscal Year	Near Deaths
2004	42
2005	37
2006	30
2007	32
2008	40
2009	30



Source: OKDHS Children and Family Services Division

# CHILD NEAR DEATH SUBSTANTIATIONS

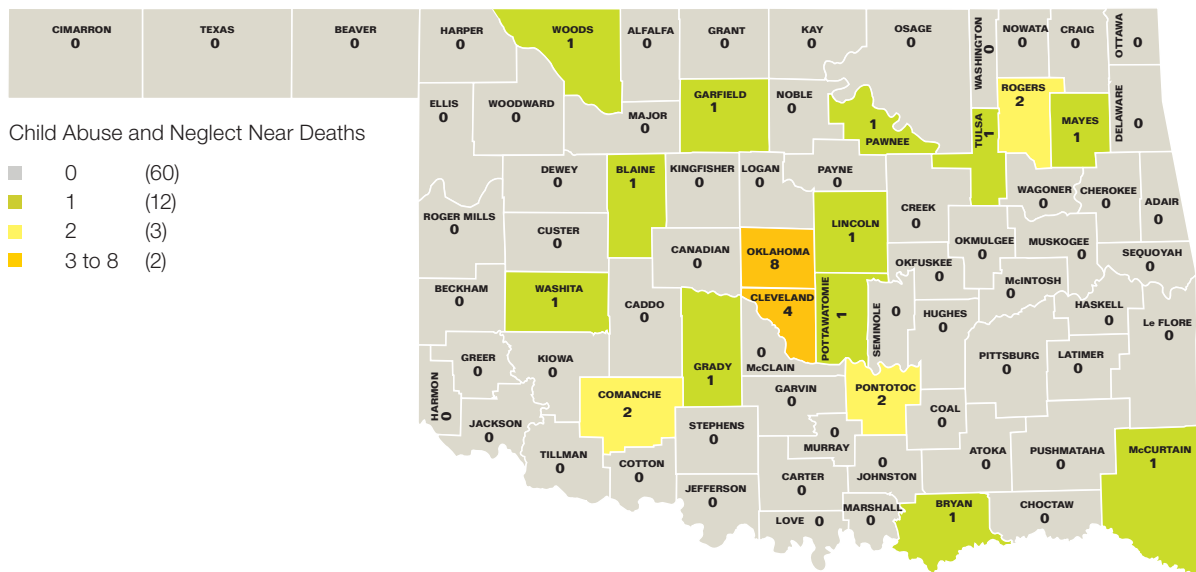
The map below details the substantiated child abuse and neglect near deaths by county.

## SUBSTANTIATED CHILD ABUSE AND NEGLECT NEAR DEATHS BY COUNTY

State Fiscal Year 2009

Total: 30

Adair	0	Cotton	0	Jackson	0	McIntosh	0	Rogers	2
Alfalfa	0	Craig	0	Jefferson	0	Murray	0	Roger Mills	0
Atoka	0	Creek	0	Johnston	0	Muskogee	0	Seminole	0
Beaver	0	Custer	0	Kay	0	Noble	0	Sequoyah	0
Beckham	0	Delaware	0	Kingfisher	0	Nowata	0	Stephens	0
Blaine	1	Dewey	0	Kiowa	0	Okfuskee	0	Texas	0
Bryan	1	Ellis	0	Latimer	0	Oklahoma	8	Tillman	0
Caddo	0	Garfield	1	LeFlore	0	Okmulgee	0	Tulsa	1
Canadian	0	Garvin	0	Lincoln	1	Osage	0	Wagoner	0
Carter	0	Grady	1	Logan	0	Ottawa	0	Washington	0
Cherokee	0	Grant	0	Love	0	Pawnee	1	Washita	1
Choctaw	0	Greer	0	Major	0	Payne	0	Woods	1
Cimarron	0	Harmon	0	Marshall	0	Pittsburg	0	Woodward	0
Cleveland	4	Harper	0	Mayes	1	Pontotoc	2		
Coal	0	Haskell	0	McClain	0	Pottawatomie	1		
Comanche	2	Hughes	0	McCurtain	1	Pushmataha	0	<b>TOTAL</b>	<b>30</b>



Source: OKDHS Children and Family Services Division

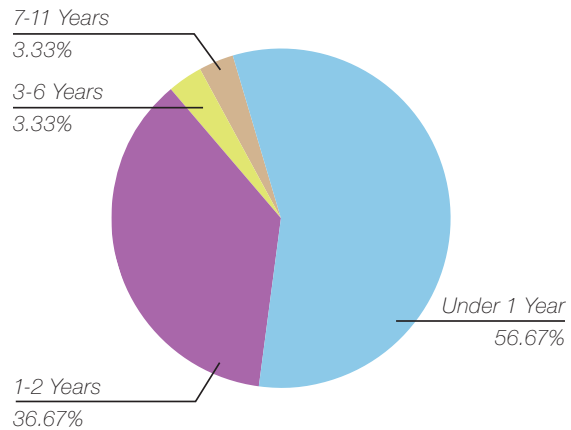
# CHILD NEAR DEATH CATEGORIES

As indicated on the chart below, children age two years and younger make up the majority of near deaths by abuse and neglect.

## SUBSTANTIATED NEAR DEATHS AS A RESULT OF CHILD ABUSE AND NEGLECT BY AGE OF CHILD

State Fiscal Year 2009

Age	Count	Percent
Under 1 Year	17	56.67%
1-2 Years	11	36.67%
3-6 Years	1	3.33%
7-11 Years	1	3.33%
12 Years and older	0	0.00%
<b>TOTAL</b>	<b>30</b>	<b>100.00%</b>



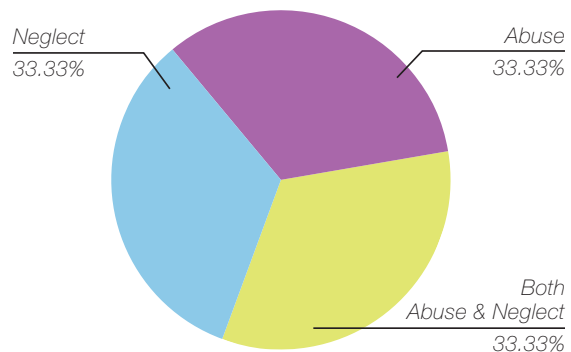
Source: OKDHS Children and Family Services Division

As shown in the chart below, in FY 2009 all categories account for the same number of near deaths.

## SUBSTANTIATED NEAR DEATHS AS A RESULT OF CHILD ABUSE AND NEGLECT

State Fiscal Year 2009

Category	Count	Percent
Neglect	10	33.33%
Abuse	10	33.33%
Both Abuse and Neglect	10	33.33%
<b>TOTAL</b>	<b>30</b>	<b>100.00%</b>



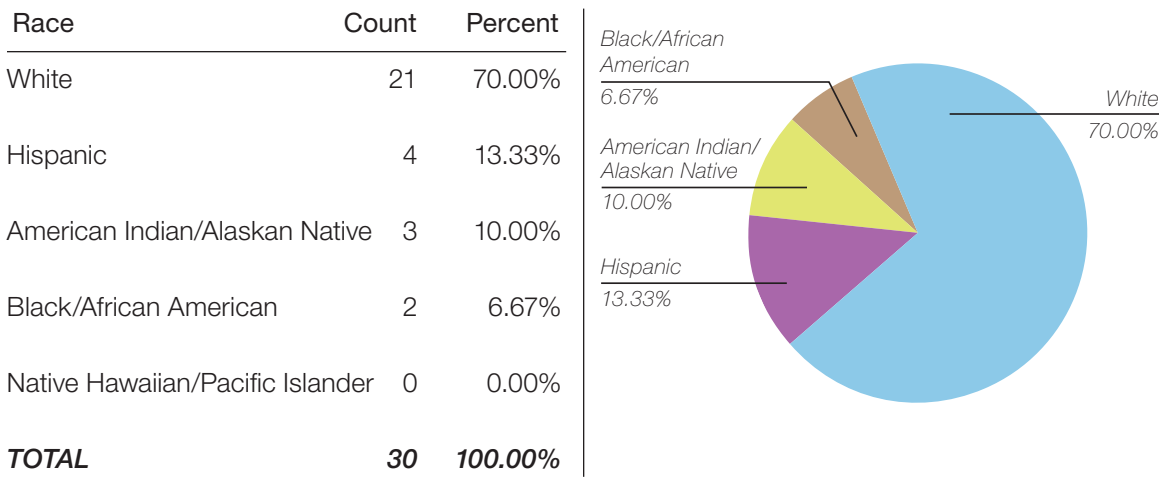
Source: OKDHS Children and Family Services Division

# CHILD NEAR DEATH CATEGORIES

The race of the child victim in substantiated child abuse and neglect near deaths is shown on the chart below.

## SUBSTANTIATED NEAR DEATHS AS A RESULT OF CHILD ABUSE AND NEGLECT BY RACE OF CHILD VICTIM

State Fiscal Year 2009

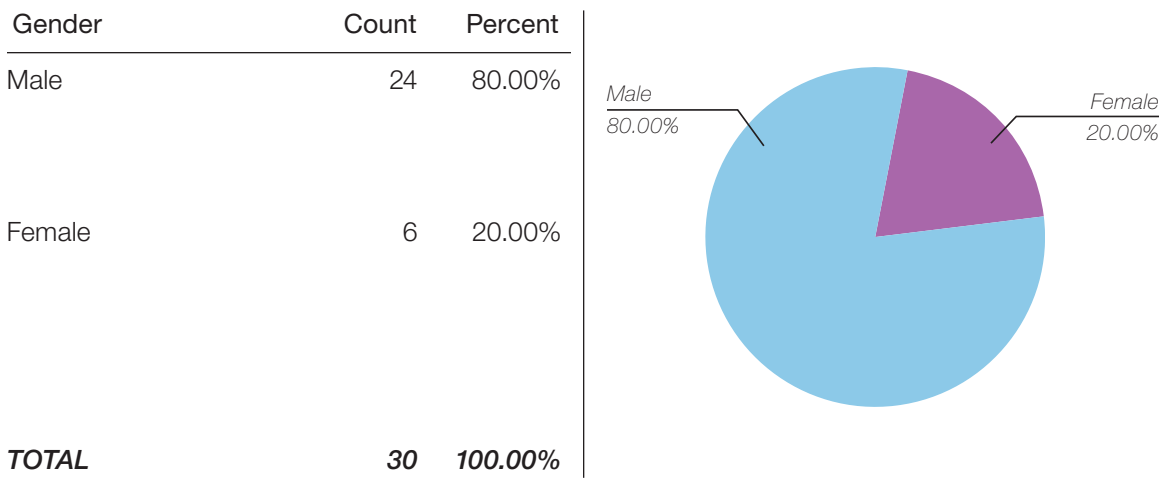


Source: OKDHS Children and Family Services Division

The gender of the child victim in substantiated child abuse and neglect near deaths is shown on the chart below.

## SUBSTANTIATED NEAR DEATHS AS A RESULT OF CHILD ABUSE AND NEGLECT BY GENDER OF CHILD VICTIM

State Fiscal Year 2009



Source: OKDHS Children and Family Services Division

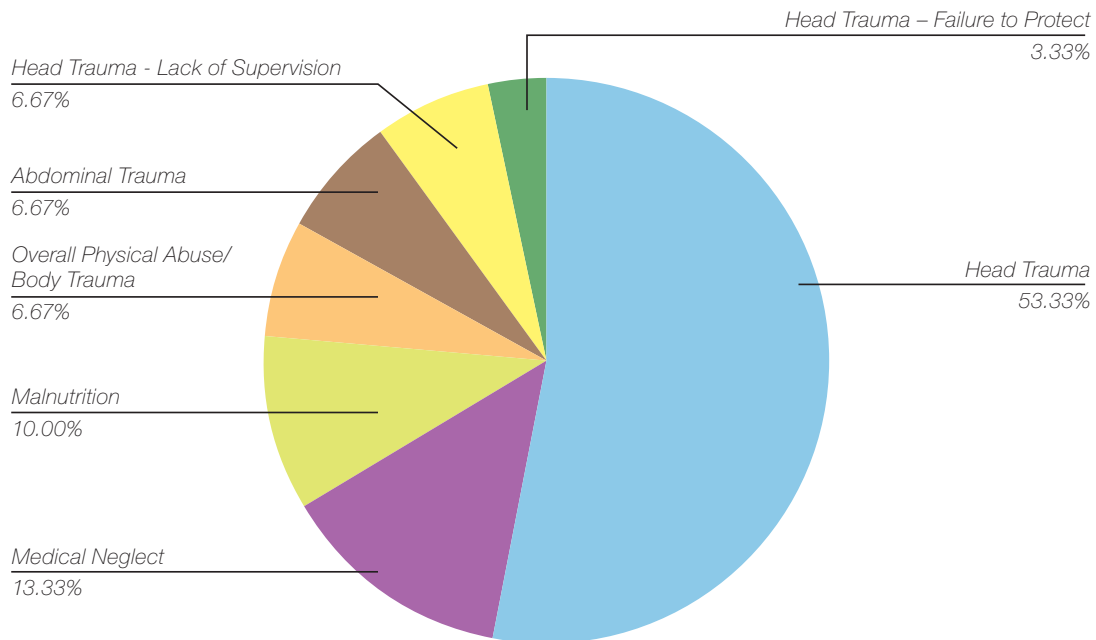
# CHILD NEAR DEATH CATEGORIES

The cause of near death of the child victim in substantiated child abuse and neglect near deaths is shown on the chart below.

## SUBSTANTIATED NEAR DEATHS AS A RESULT OF CHILD ABUSE AND NEGLECT BY CAUSE OF NEAR DEATH

*State Fiscal Year 2009*

Category	Count	Percent	Category	Count	Percent
Head Trauma	16	53.33%	Abdominal Trauma	2	6.67%
Medical Neglect	4	13.33%	Head Trauma - Lack of Supervision	2	6.67%
Malnutrition	3	10.00%	Head Trauma – Failure to Protect	1	3.33%
Overall Physical Abuse /Body Trauma	2	6.67%	<b>TOTAL</b>	<b>30</b>	<b>100.00%</b>



Source: OKDHS Children and Family Services Division

# CHILD NEAR DEATH PERPETRATORS

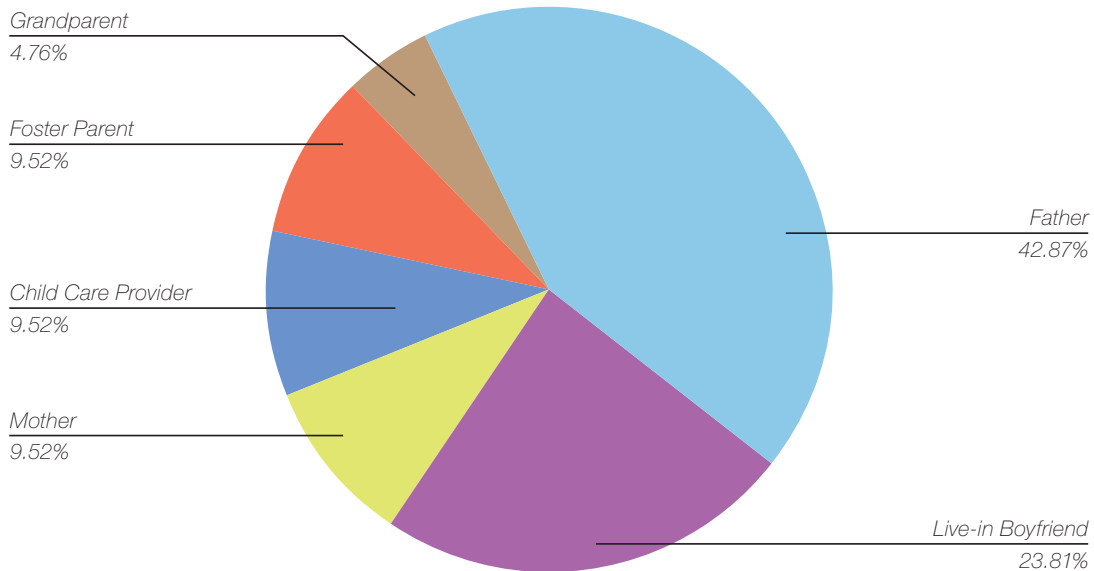
The relationship of the perpetrator to the child victim in substantiated child abuse near deaths is shown on the chart below.

*Note: In some incidents of substantiated child abuse, more than one perpetrator is identified, so the chart reflects information on both primary and secondary perpetrators.*

## SUBSTANTIATED NEAR DEATHS AS A RESULT OF CHILD ABUSE BY PERPETRATOR

State Fiscal Year 2009

Perpetrator	Count	Percent	Perpetrator	Count	Percent
Father	9	42.87%	Foster Parent	2	9.52%
Live-in Boyfriend	5	23.81%	Child Care Provider	2	9.52%
Mother	2	9.52%	Grandparent	1	4.76%
<b>TOTAL</b>				<b>21</b>	<b>100.00%</b>



Source: OKDHS Children and Family Services Division

# CHILD NEAR DEATH PERPETRATORS

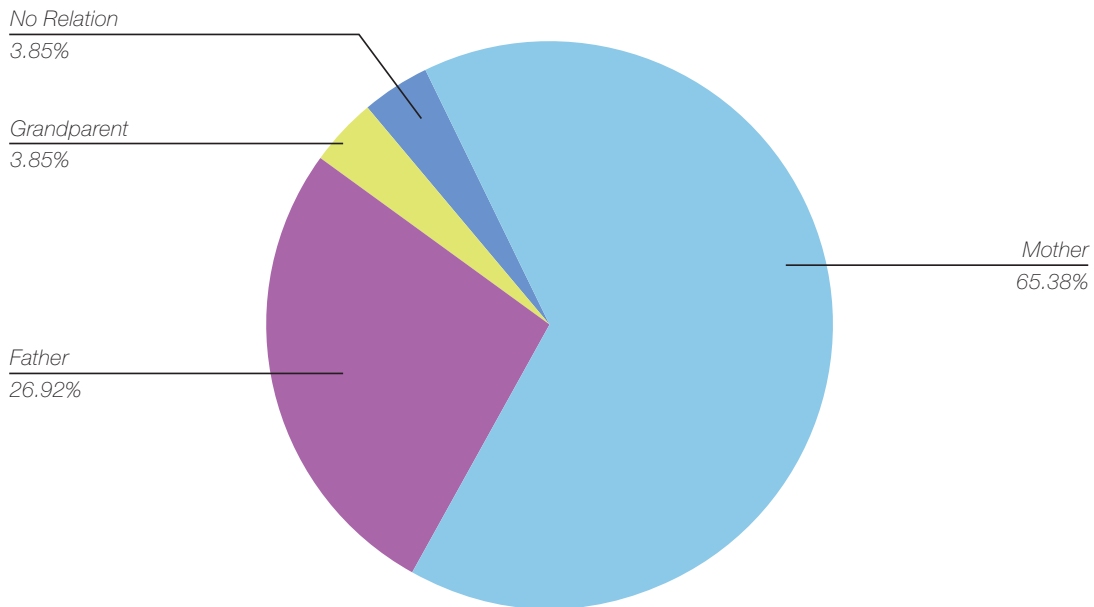
The relationship of the perpetrator to the child victim in substantiated child neglect near deaths is shown on the chart below.

*Note: In some incidents of substantiated child neglect, more than one perpetrator is identified, so the chart reflects information on both primary and secondary perpetrators.*

## SUBSTANTIATED NEAR DEATHS AS A RESULT OF CHILD NEGLECT BY PERPETRATOR

State Fiscal Year 2009

Perpetrator	Count	Percent	Perpetrator	Count	Percent
Mother	17	65.38%	Grandparent	1	3.85%
Father	7	26.92%	No Relation	1	3.85%
			<b>TOTAL</b>	<b>26</b>	<b>100.00%</b>



Source: OKDHS Children and Family Services Division

# CHILD NEAR DEATH PERPETRATORS

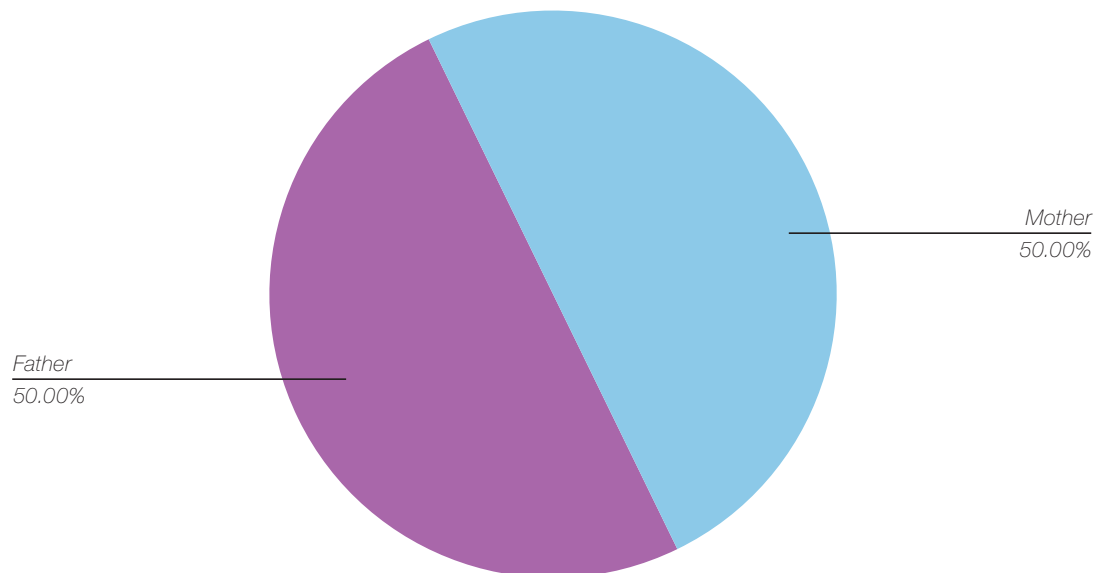
The relationship of the perpetrator to the child victim in substantiated child abuse and neglect near deaths is shown on the chart below.

*Note: In some incidents of substantiated child abuse and neglect, more than one perpetrator is identified, so the chart reflects information on both primary and secondary perpetrators.*

## SUBSTANTIATED NEAR DEATHS AS A RESULT OF CHILD ABUSE AND NEGLECT BY PERPETRATOR

State Fiscal Year 2009

Perpetrator	Count	Percent	Perpetrator	Count	Percent
Mother	1	50.00%	Father	1	50.00%
			<b>TOTAL</b>	<b>2</b>	<b>100.00%</b>



Source: OKDHS Children and Family Services Division

# CHILD NEAR DEATH PERPETRATORS

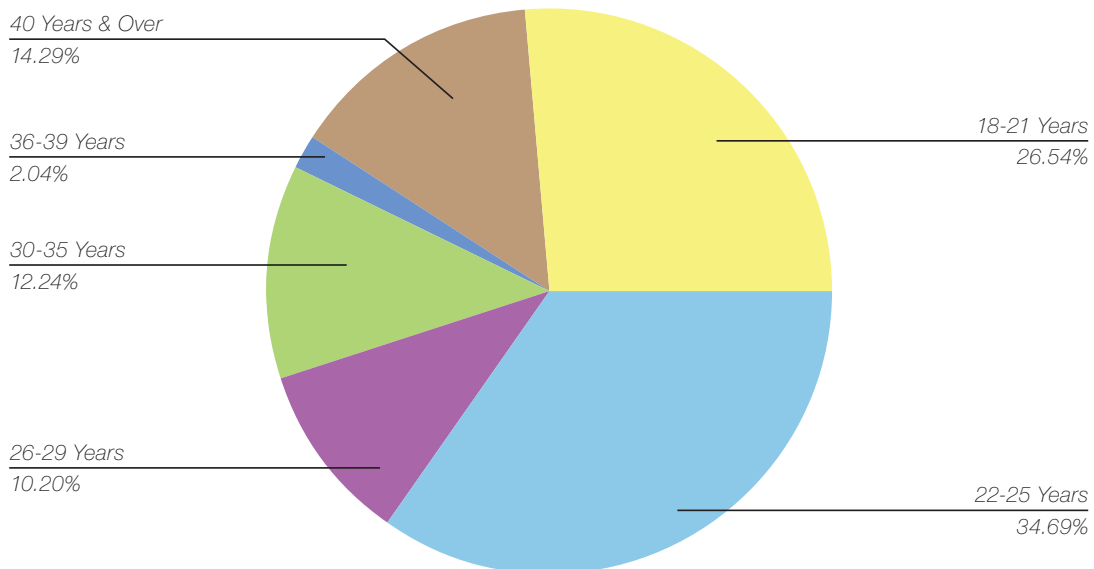
The age range of the perpetrators in substantiated child abuse and neglect near deaths is shown on the chart below.

*Note: In some incidents of substantiated child abuse and neglect, more than one perpetrator is identified, so the chart reflects information on both primary and secondary perpetrators.*

## SUBSTANTIATED NEAR DEATHS AS A RESULT OF CHILD ABUSE AND NEGLECT BY AGE OF PERPETRATOR

State Fiscal Year 2009

Perpetrator	Count	Percent	Perpetrator	Count	Percent
Under 18 Years	0	0.00%	30-35 Years	6	12.24%
18-21 Years	13	26.54%	36-39 Years	1	2.04%
22-25 Years	17	34.69%	40 Years & Over	7	14.29%
26-29 Years	5	10.20%	<b>TOTAL</b>	<b>49</b>	<b>100.00%</b>



Source: OKDHS Children and Family Services Division

Produced by the Office of Planning, Research and Statistics  
and Children and Family Services Division in collaboration  
with OKDHS Design Services



SX11044 OKDHS Issued 04/2011  
This publication is authorized by the Oklahoma Commission for Human Services in accordance with state and federal regulations and printed by the Oklahoma Department of Human Services at a cost of \$90.00 for 50 copies. Copies have been deposited with the Publications Clearinghouse of the Oklahoma Department of Libraries.



OKLAHOMA DEPARTMENT OF HUMAN SERVICES